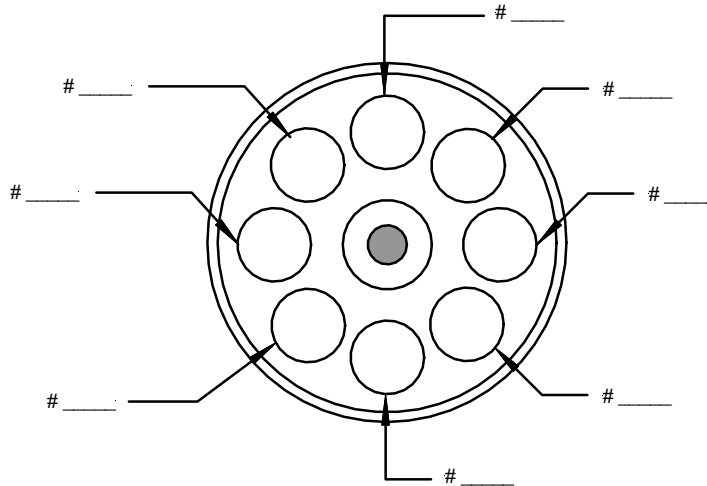



REVOLVER EXAM WORKSHEET

Supplement to Evidence Report

Indicate Cylinder Rotation



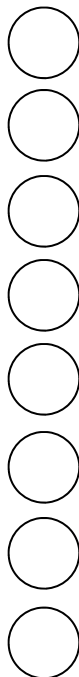
REVOLVER CYLINDER AS VIEWED FROM REAR

Number each cylinder and mark inside the cylinder as follows: F = Fired / U = Unfired / E = Empty

List Type of Ammunition by Cylinder Number

Sketch headstamp if ammunition type is not known.

- #1 _____
- #2 _____
- #3 _____
- #4 _____
- #5 _____
- #6 _____
- #7 _____
- #8 _____



Case Information
Incident #
Date:
Victim:
Exam Information
Date:
Gun Make:
Gun Model:
Gun Caliber:
Gun S/N:
BBL Length:
Finish:
Notes:
Exam By: